

## Look and Listen

### Purpose

Students will use a visual aid to present oral information to classmates.

### Materials

*For the teacher:* object with special value

*For the students:* objects with special value, copies of Black Line Master (BLM) *My Favorite Things*

### Activity

#### A. Pre-Activity Preparation

1. Find an object that has special value.
2. Plan a short oral presentation to share with your students.
3. Have students bring in an object that is special to them, but direct them to keep it in a bag so no one can see it.

#### B. Pre-Activity Discussion

1. Talk to students about how when people talk to groups, they often bring visual aids that are part of the talk.
2. Present your visual aid, and give your oral presentation.

#### C. Apply What Students Have Learned

1. Pass out the BLM *My Favorite Things*.
2. Tell students that they will use this as a guide to present the object they brought in to share with the class.
3. When they finish, have students deliver their oral presentation with their visual aid to the class.



#### INCORPORATING **TECHNOLOGY**

Allow students to use the Internet to find information. Have students look for pictures of animals they can read about and present to the class.



#### EXTENDING THE **ACTIVITY**

Take students on a guided tour of a local museum or zoo. Direct students to take note of the visual aids that the guides use when presenting information.


**Standards Links**  
**1.7.8, 1.7.9**


## Questions for Review


---

### Basic Concepts and Processes

Have students use the BLM *My Favorite Things* to organize information about the visual aid they will present to their classmates. After they have made their presentations, discuss the following with students:

 Do visual aids help in presentations?


 How did it help yours?

 Do presentations always have to include visual aids?

---

Name: \_\_\_\_\_

# My Favorite Things



**What item did you bring to share with the class?**

**When did you get this item?**

**Where did you get it?**

**What makes this item special?**

**What special things can you show the class about your item?**



# My Favorite Things

## Teacher Directions

---

Pass out the BLM *My Favorite Things*. Read through the BLM, and remind students that they will use this as a guide to present the object they brought in. When they finish, have them give an oral presentation.

## Answer Key

---

Student answers will vary.