

Dictionary Details

Purpose

Students will understand the purposes of the dictionary and practice how to use it correctly.

Materials

For the teacher: transparency of children's dictionary page, overhead projector, chalk, chalkboard

For each student: children's dictionary

Activity

A. Pre-Activity Preparation

Make a transparency of a dictionary page, using a page from a dictionary that your students will use.

B. Pre-Activity Discussion

1. Hold up a dictionary. Ask students to name what reference book you are holding and its purpose.
2. Ask students if this book has other purposes in addition to spelling words and giving definitions.
3. Explain to students that there are many other things we can find out about words from a dictionary. Mention parts of speech, number of syllables, accent marks, antonyms, plurals, and various word endings.
4. Explain what guide words are.
5. Demonstrate using the transparency dictionary page that the first guide word is the first word on the page, and the second guide word is the last word on the page.
6. Point out that all of the words on a dictionary page are in ABC order between these two words.
7. Show students how to check if a word is the last word on the page by looking at the guide words and thinking ABC order.
8. Point out other things that are listed for an entry, such as parts of speech, syllabification, plurals, number of different definitions, etc., on the dictionary page transparency.

(continued)

EXTENDING THE ACTIVITY



Give students pages from a magazine such as *Ranger Rick* and ask them to look up any words that are unfamiliar to them. Have them keep a list of words they have looked up and learned.

connecting across the curriculum



Science/ Social Studies

Have students look up words currently being used in their science and social studies units.

Standards Link
2.1.7

Activity (continued)

C. Activity

1. Conduct a dictionary scavenger hunt. Ideas for students to do:
 - a. Find the guide words on [*insert page*].
 - b. Locate the page number [*insert word*] is on.
 - c. What are the guide words for the page you find the word *yellow* on?
 - d. Place your fingers on the last word on page 43 and its matching guide word.
 - e. What part of speech is the word *stop*?
 - f. How many syllables does the word *hilarious* have?
 - g. Place your finger on the definition of *parsley*.
 - h. How many definitions does the word *main* have?
2. Have students continue the dictionary scavenger hunt with a partner.
3. Have students take turns asking each other something to search out in the dictionary.


D. Close the Activity


1. Review with students the purpose of guide words in a dictionary.
2. Reinforce the purposes for using a dictionary.


Questions for Review

Basic Concepts and Processes

While students are working with their partners, ask individual students the following questions:

 What are the purposes of a dictionary?

 What are guide words?

 How do you use them?
