

# Stories from Left to Right

## Purpose

Students will practice the mechanics of reading a book.

## Materials

*For the teacher:* musical accompaniment for “The Wheels on the Bus” tune

## Activity

### A. Pre-Activity Preparation

1. Move desks so that there is a clear area at the front of the classroom.
2. Have students move up front and face the front of the classroom. Turn so that you are facing the front of the room too.

### B. Sing the Song

1. Sing the following song to the tune of “The Wheels on the Bus”:  
“Oh, I always read from left to right,  
Top to bottom, day and night;  
I always read from left to right,  
I love to read my stories!”
2. Move step by step from the left side to the right side of the classroom. Add hand clapping to the rhythm.
3. Walk back to the left side of the classroom and repeat the song and dance as you move again to the right.
4. Explain to students that each time they get to the right side, they go back to the left, just as they would when they read a book.
5. Bend lower when you move from left to right during the next chorus and lower again during the chorus after that.
6. Replace the word “my” in the last line of the song with any noun or adjective that describes the stories the class likes to read (e.g., “Carl the Dog” stories, “mouse” stories, “fairy” stories, “silly” stories).

### EXTENDING THE ACTIVITY



Use large books that rhyme or that contain frequently seen words. Read to the students and follow the text with your finger. Have the students say some of the rhyming words or names for the familiar words along with you.

### INCORPORATING TECHNOLOGY



Use a computer word processing program to show students that when you type, the words automatically go from left to right, and start again at the left side of the page whenever you finish a line. Show how the “enter” key can also be used to start the next line at the left side of the page.






**Standards Link**  
**K.7.4**

## Questions for Review

---

### Basic Concepts and Processes

At the end of the activity, show students a book and ask the following questions:

-  Where do you start?
  -  Where do you go when you are finished with the first line?
  -  Can you show me where to start again when you finish the first page?
  -  How do you know where the start of the story is?
  -  Why do you have to read this way?
-