

# Letter Wall

## Purpose

Students will practice distinguishing letters from words.

## Materials

*For the teacher:* blank visible wall in the classroom, different large sheets of backing paper labeled with each of the letters of the alphabet  
*For the students:* 2 or 3 word cards for each letter with a word beginning with that letter and matching picture, cards with individual letters written on them, container out of which students will draw cards, blank cards

## Activity

### A. Pre-Activity Preparation

1. Make a word wall by putting up the backing sheets in letter order.
2. Tape two or three word cards under the appropriate letters.
3. Place individual letter cards in a container.

### B. Pre-Activity Discussion

1. Tell students that they will be playing a letter game.
2. Explain that each student should be ready to think of lots of words for his/her special letter of the alphabet.

### C. Play a Letter Game

1. Have each student select a letter from the letter card container.
2. Have students find the matching letter on the letter wall and suggest another word that begins with that letter. If the students cannot think of a word, have the students bring their letter cards home to enlist the help of family members.
3. Make a word card for the new word. Go to the selected letter with the student, put up the student's new word, and have the class read the new word together.



**connecting  
across the  
curriculum**

### Visual Arts/ Music

Have a day sponsored by a certain letter. Write several copies of that letter on the board and do related activities (e.g., if the letter is "h," read *Harry the Dirty Dog*, learn about hinges, sing a song about hands, have hot dogs, etc.). After you do something beginning with that letter, fill in the rest of that activity name next to the pre-written letter on the board.



**EXTENDING  
THE  
ACTIVITY**

Have students search for the letter they pick in other places (within or at the end) of words. Ask students to think of other words that begin with the first letters of their own names.


### Standards Links K.1.8, K.1.9


## Questions for Review


---

### Basic Concepts and Processes

Ask students the following questions:

 Can you tell me a word that begins with [*insert letter*]?

 How did you find your letter on the letter wall?

 How did you think of a new word to match your letter?

---