

A Letter to Your Friend

Purpose

Students will draw pictures and write words for a specific reason.

Materials

For the teacher: Frog and Toad are Friends by Arnold Lobel or *The Jolly Postman* by Allan Ahlberg or similar stories

For the students: milk cartons, strawberry baskets, or plastic disposable plates; name labels for the boxes; art supplies; copies of Black Line Master (BLM) *Letter to a Friend*

Activity

A. Pre-Activity Discussion

1. Read students *The Letter* in *Frog and Toad are Friends*.
2. Talk about why Frog wanted a letter. Ask students: "Why was he glad to have the letter even after he knew it was coming?"
3. Discuss all of the different things that one could talk about in a letter.

B. Create Mailboxes

1. Give each student a strawberry basket or one whole and one half plastic plate or one milk carton with the top cut off to make it a square box. Tell them that they will be making mailboxes for their letters.
2. Select one of the following options and make mailboxes:
 - a. Have students weave ribbons through the holes in the strawberry basket boxes and then tie on or paste on a label.
 - b. Have students punch holes around the bottom half of the plastic plate boxes and string the pieces together with ribbon to make pockets. Help students glue their labels to the front of the pockets.
 - c. Have students glue construction paper around the sides of milk cartons, label, and decorate.

C. Write or Draw a Message

1. After the mailboxes are finished, give the students the BLM *Letter to a Friend* to write to someone in the class. Have each student fold his/her paper in half and write the name of his/her friend on the outside.
2. Have students deliver the mail to the mailboxes and leave notes or pictures for students who may not have received letters.

**EXTENDING
THE****ACTIVITY**

Set aside letter writing time for the class. Select a student or a group of students to be the letter carrier(s), and have them deliver the letters.

INCORPORATING**TECHNOLOGY**


Have students use e-mail to write and send messages to friends. Help students find the kids' area of an e-cards site, such as www.kidtastic.com and send an e-card.


**Standards Link
K.4.5**


Questions for Review


Basic Concepts and Processes


After the activity, ask students the following questions:


 Why do you write letters?

 What could you write in a letter?

 How does a letter begin?

 How does it end?

 What would you write to your friend?

 What would you write to a relative?

Your friend,

To

From _____



To _____

Letter to a Friend

Teacher Directions

Have students use this form to write their letters.

Answer Key

Not applicable.