

# My Counting Book

## Purpose

Students will visualize the difference between larger and smaller numbers by seeing a set of objects associated with each number.

## Materials

*For the teacher:* counting books such as *Anno's Counting Book* by Mitsumasa Anno, *Ten Black Dots* by Donald Crews

*For each student:* counting booklets, paper, markers, crayons

## Activity

### A. Pre-Activity Preparation

For each student, fold an  $8\frac{1}{2} \times 11$  inch piece of paper in half and write "\_\_\_\_\_’s Counting Book" on the outside.

### B. Group Activity

1. Read aloud a counting book such as *Anno's Counting Book* or *Ten Black Dots*.
2. Ask the students to count the number of objects associated with each number.

### C. Student Activity

1. Provide students with the covers for their booklets, and have the students decorate them.
2. Provide students with at least 10 additional pages for the inside of their booklets, and staple the pages inside the cover.
3. Once the book is assembled, direct the students to number each of the pages from 1 to 10.
4. Have each student draw or glue pictures of objects that correspond to the number listed on each page.
5. Ask students to determine if larger numbers consist of more or fewer objects than smaller numbers. Instruct students to use their booklets to help them determine the answer.

### MEETING INDIVIDUAL



### NEEDS

Have students who are having difficulty with the activity work with a smaller number of pages that will be more manageable. Instead of going to 10, some students may only be able to deal with numbers up to 6.

### INCORPORATING



### TECHNOLOGY

Have students design their pages using a drawing program on the computer.


**Standards Links**  
K.1.2, K.6.2


## Questions for Review


---


### Basic Concepts and Processes

During the activity, discuss the following questions with your students to gauge their understanding of the Standard Indicators:

 How many objects are in the number [*insert number*]?

 Do you have your pages in the correct order?

 How do you know?

 Are there more objects in the number [*insert number*] or in the number [*insert number*]?

---