

Hidden Object Subtraction

Purpose

Students will relate the removal of objects to subtraction.

Materials

For every 2 students: 2 small containers (one with a lid: empty 8 oz. margarine containers work well), 2 sets of 10 large beads or other manipulatives

Activity

A. Pre-Activity Discussion

Explain to students the concept of subtraction.

B. Student Activity

1. Divide students into groups of two to play the “Hidden Object Subtraction” game.
2. Have student “A” chose a specific number of beads and place them in the container without a lid.
3. Ask student “A” to tell student “B” the number of objects that he/she has placed in the container.
4. Tell student “B” to turn around to face away from student “A.”
5. Have student “A” take some of the beads out of the container and place them in the other container that has a lid.
6. Ask student “B” to turn around.
7. Have student “A” say: “I started with X objects and now I have Y objects [*indicating the uncovered container*]. How many objects are in this container [*indicating the covered container*]?”
8. Tell student “B” to use beads, tally marks, or whatever he/she chooses to determine the number of beads in the covered container.
9. Have the students switch roles and repeat the activity.

MEETING INDIVIDUAL



NEEDS

Some students may have difficulty completing the activity. To make it easier, have student “A” state the number of beads that are in the covered container the first few turns, while student “B” states the number of beads that are in the uncovered container.

connecting across the curriculum



English/ Language Arts





Ask the students to present a creative idea concerning the missing beads. For instance: “Two of the beads got scared and hid in this cave. How many are still safe at home?” Demonstrate to the entire class before breaking the class into partners.

Standards Links K.6.1, K.6.2

Questions for Review

Basic Concepts and Processes

During the activity, discuss the following questions with your students to gauge their understanding of the Standard Indicator:

-  How many objects did you start out with?
 -  Does subtraction leave you with more or fewer objects than before?
 -  How many objects did you subtract from the original group?
 -  How did you figure out how many objects were subtracted (hidden in the container)?
-