

Pigs in a Barn

Purpose

Students will model and describe subtraction situations using objects.

Materials

For each student: copy of Black Line Master (BLM) *Pigs in a Barn*, 10 cubes or markers

Activity

A. Introduction

1. Provide each student with 10 cubes or markers and a copy of the BLM *Pigs in a Barn*.
2. Have the students decorate their barn and its surroundings. Ask the students to leave an opening for the door.
3. Using the cubes and the picture of the barn, explain the concept of subtraction.

B. Student Activity

1. Tell the class a story problem.
 - a. Ask the students to pretend the cubes are pigs and to put five pigs in the barn.
 - b. Tell students that two pigs ran out of the barn. Ask them to place two pigs outside the barn.
 - c. Ask students: "How many pigs are left in the barn?" Explain that this operation is called subtraction.
2. Continue the activity, using different numbers and animals.
 - a. Ask students to pretend that the cubes are horses.
 - b. Tell students that six are in the barn, but two ran outside.
 - c. Ask students: "How many horses are left in the barn?"



MEETING INDIVIDUAL NEEDS

Have students who demonstrate an understanding of subtraction complete number sentences to represent each problem.



connecting across the curriculum

Science


Bring in pictures of farm animals and have students describe the ways in which they are alike and the ways in which they are different.


Standards Links
K.1.3, K.1.6, K.6.2


Questions for Review


Basic Concepts and Processes

During the activity, discuss the following questions with your students to gauge their understanding of the Standard Indicators:

 How many pigs do you have in the barn after the other pigs left?


 Do you have fewer pigs now than you did before?

 How did you decide you had more/fewer pigs?

 After the pigs left, how did you figure out how many pigs were in the barn?

Name: _____

Pigs in a Barn



Pigs in a Barn

Teacher Directions

Distribute one copy of the BLM *Pigs in a Barn* to each student. Have students decorate their barns.

Use the barns as described in the activity.

Answer Key

Not applicable.